

My Summer Reading Log

DATE:

TITLE:

AUTHOR:

DATE:


TITLE:

AUTHOR:

NAME:


I HAVE READ A
TOTAL OF

BOOKS



Book List for First Grade

Difficulty	Book Title/Series	Author
Easier books with lots of words		
	Any Level 1 "I Can Read Books"	
	Amelia Bedelia	Herman Parish
	Frog and Toad (series)	Arnold Lobel
	-any books by	Steven Kellog
	Spat the Cat (series)	Rob Scotton
	-any books by	Doctor Seuss
	-any books by	Tomie dePaola
	Little Bear (series)	Maurice Sendak
	Charlie the Ranch Dog (series)	Ree Drummond



First Grade Cont.


Difficulty	Book Title/Series	Author
Intermediate Chapter Books		
	Magic Tree House (series)	Mary Pope Osborne
	Magic School Bus (series)	Anne Capec
	A to Z Mysteries (series)	Ron Ray
	Capital Mysteries (series)	Ron Ray
	Flat Stanley (series)	Jeff Brown
	The American Girl (series)	Valerie Tripp
	Boxcar Children (series)	Gertrude Warner
	Goosebumps (series)	R.L. Stine
	Ramona and Beezus (series)	Beverly Cleary
	Henry Huggins (series)	Beverly Cleary
	Geronimo Stilton (series)	Elizabetta Dami
	Secret Agent Jack Stalwart (series)	Elizabeth Singer Hunt

First Grade Cont.

Difficulty	Book Title/Series	Author
Intermediate Chapter Books		
	Nate the Great (series)	Marjorie Weinman Sharmat
	Princess in Black	Shannon Hale, Dean Hale
	Captain Awesome	Stan Kirby
	Buttons the Runaway Puppy	Holly Webb
	Dragonsitter	Josh Lacey
	Icky Ricky	Michael Rex
	Mouse Tails	Arnold Lobel

First Grade Cont.

Difficulty	Book Title/Series	Author
Advanced Chapter Books		
	The Puppy Place	Eleen Miles
	Time Warp Trio Series	Jon Scieszka
	Nancy Clancy (series)	Jane O'Connor
	Horrible Harry (series)	Suzy Kline
	Bad Kitty (series)	Nick Bruel
	Olive and Beatrix	Amy Marie Stadelmann
	Junie B. Jones	Barbara Park
	Judy Moody	Megan McDonald
	Captain Underpants	Dav Pilkey



Ways to practice sight words at home

- Paper Plate Toss: Write sight words on paper plates. Use like Frisbees to throw after reading the word.
- Concentration: Make a duplicate set of word cards and play "Concentration"
- Go Fish: With a duplicate set of word cards play "Go Fish"
- Tic -Tac-Toe: Write words in the tic-tac-toe spaces. Take turns selecting a space to read. If read correctly, an X or O is placed on the space until someone wins.
- Word-O: This is played just like BINGO. Fill in a card with the words that you are working on. Call out the words and mark the spaces. The first one with a card covered calls out the word "WORDO!"
- Word Hunt: Look for target words in books or in the newspaper. If using the newspaper your child can highlight or circle the word ring words that he/she finds
- SNAP: You put the sight words you want them to practice on flash cards and put the flash cards into a jar (maybe like an oatmeal jar). Also, you write the word SNAP! on a a few flash cards and put them in the jar also. The kids can play in partners or in groups of 3 or 4. They take turns pulling a card out of the jar. If they can say the word on the card automatically with no struggle, they get to keep the card. If they struggle, they have to put it back. If they pull out one of the cards that says SNAP! They have to put back all of the cards they've drawn.
- Play coin toss - Put words on the floor - children take turns to toss a coin onto a word and say that word.

- **Play who am I?** For example, I rhyme with bad, I have 5 letters, and I end in "d".
- **Children go outside and practice writing their words with chalk on the concrete.**
- **Flashlight words** - turn off lights. Tape words on the wall or ceiling. Use the flashlight to shine on the word then read.
- **Children make their own word wall/dictionary** using photocopied small sight words and scrapbooks labeled with a letter of the alphabet on each page... can be added to throughout the year.
- **Make words using play dough.**
- **Beat the clock** - how many times can a word be written in 1 minute etc
- **Play stepping stones** - place words on the floor and children walk over them saying the word as they go to get to the other side of the stream. Make words using letter tiles -scrabble pieces
- **Make words using stencils.**
- **Make words using alphabet stamps.**
- **Make words using magnetic letters**
- **Delicious Words** -Write your words in whipped cream, peanut butter, or anything you can eat
- **Good Clean Words** -Write your words in shaving cream on a counter or some other surface that can be cleaned safely

My Sight Words

Pre-Primer

a	funny	look	see
and	go	make	the
away	help	me	three
big	here	my	to
blue	I	not	two
can	in	one	up
come	is	play	we
down	it	red	where
find	jump	run	yellow
for	little	said	you

Highlight the words as you master them.

My Sight Words

Primer List

all	do	no	she	well
am	eat	now	so	went
are	four	on	soon	what
at	get	our	that	white
ate	good	out	there	who
be	have	please	they	will
black	he	pretty	this	with
brown	into	ran	too	yes
but	like	ride	under	
came	must	saw	want	
did	new	say	was	

Highlight the words as you master them.

My Sight Words

1st Grade List



after	give	live	take
again	going	may	thank
an	had	of	them
any	has	old	then
as	her	once	think
ask	him	open	walk
by	his	over	were
could	how	put	when
every	just	round	
fly	know	some	
from	let	stop	

Highlight the words as you master them.



BUCKETS OF RHYMES!

Directions: Read each row of words. Color the buckets of words that rhyme.



Sunshine Verbs

Directions: Color only the suns that have a verb.



swim



run



pool



ball



swing



summer



jump



bucket



hop



walk



sand



look



skip

Fun at the Beach

Directions: Write the beach items in ABC order.

1. _____

2. _____

3. _____

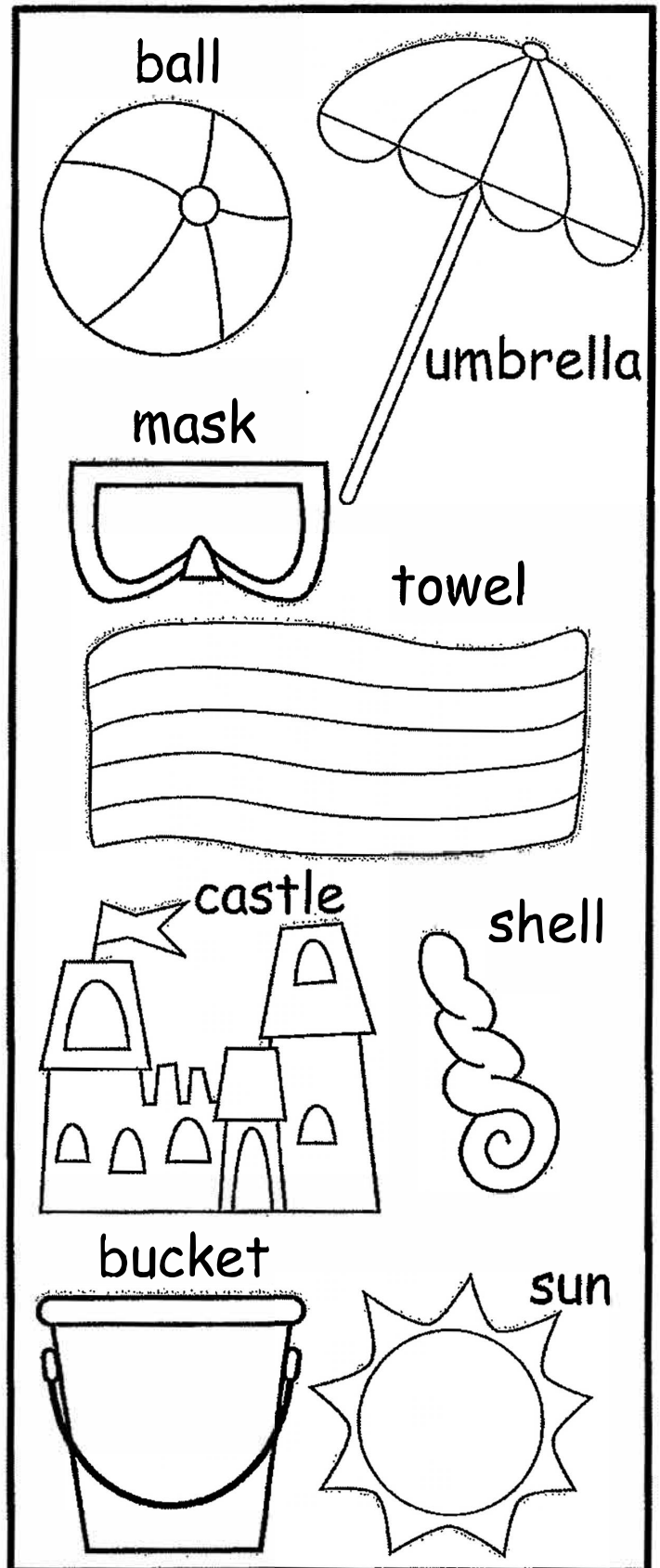
4. _____

5. _____

6. _____

7. _____

8. _____



Fun at the Pond

Directions: Write the pond items in ABC order.

1. _____

2. _____

3. _____


4. _____

5. _____

6. _____

7. _____

8. _____



CAMPING SENTENCES

Directions: Put the words in the correct order to make a sentence. Write the sentence.


1. I camping. go to like

2. fish. at the Look big

3. sleep I a in will tent.

4. like I eat smores. to

5. hot. fire is The



PURRRFECT HANDWRITING

Directions: Rewrite the sentence in your best handwriting. Add a question mark (?) or a period (.) to complete the sentence.

1. The cat is soft




2. Do you like cats

3. My cat likes to play


4. Did the cat scratch you










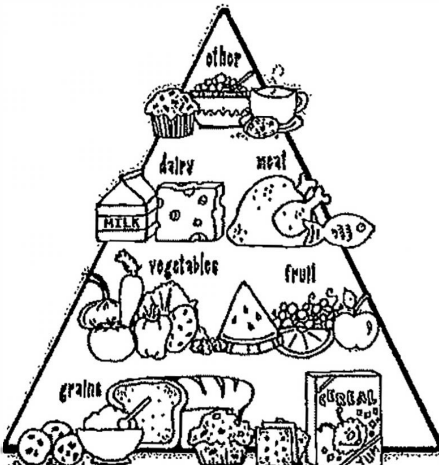
5. Where is the fat cat



ABC Food





Directions: Put the words in ABC order. Write a 1, 2, 3, or 4 by each word.




<p>_____ watermelon</p> <p>_____ apples</p> <p>_____ bananas</p> <p>_____ grapes </p>	<p>_____ corn</p> <p>_____ beans</p> <p>_____ carrots </p> <p>_____ broccoli </p>	<p>_____ fries</p> <p>_____ hamburger</p> <p>_____ hotdog</p> <p>_____ pizza </p>
<p>_____ cookies</p> <p>_____ candy</p> <p>_____ ice cream</p> <p>_____ cake </p>	<p>_____ pancakes</p> <p>_____ waffles</p> <p>_____ oatmeal</p> <p>_____ cereal </p>	<p>_____ burrito</p> <p>_____ chips</p> <p>_____ salsa</p> <p>_____ taco </p>
<p>_____ lemonade</p> <p>_____ chocolate milk</p> <p>_____ soda</p> <p>_____ water </p>	<p>_____ steak </p> <p>_____ ham</p> <p>_____ chicken</p> <p>_____ fish</p>	

Blooming ABC Order

Directions: Put the words in ABC order with a 1, 2 and 3.





Contraction


bubbles

Directions: Use the Bubble Bank words to write the correct contraction on the line.

1. We will take a bath. _____
2. Let us wash our hair. _____
3. It is good to be clean. _____
4. Who is taking a bath? _____
5. You are full of bubbles. _____
6. He will be clean. _____
7. We are nice and clean. _____

Bubble Bank
















you're who's
we're it's
he'll we'll
let's





Safari Nouns

Directions: Read each word in the photo. If the word is a noun, color it yellow. If the word is not a noun, color it green.



Compound Frogs

Directions: Cut and paste the correct frog next to the lily pad that makes a compound word.

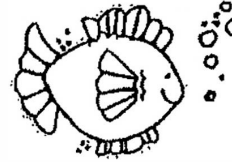

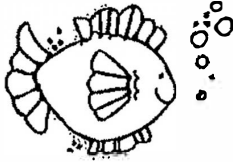


© Annie Moffatt @ The Moffatt Girls 2013



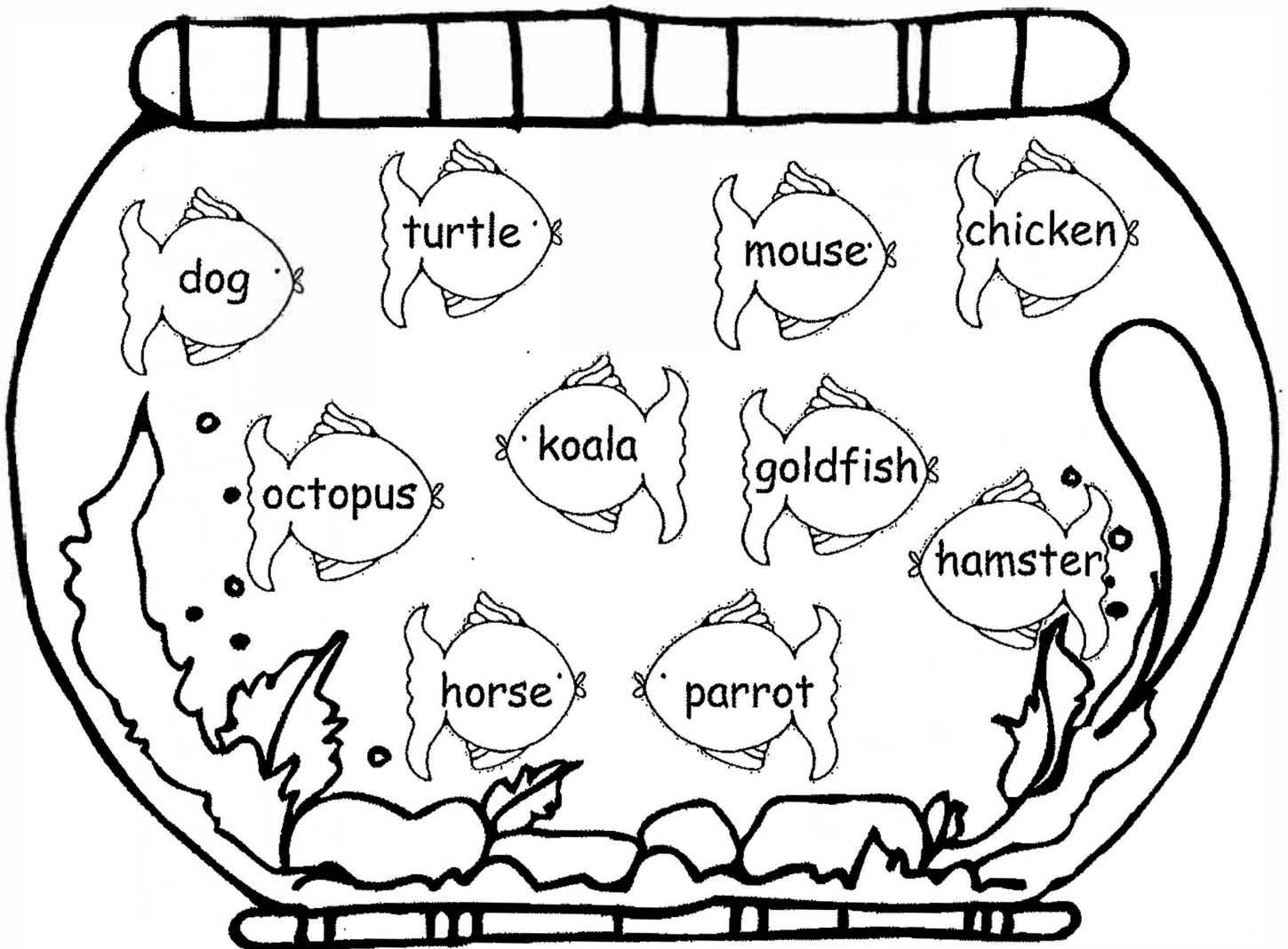
Fishing for Syllables

Directions: Count the syllables in each word. Use the color code to color the fish according to the number of syllables.




Color Code

1 syllable = red 2 syllables = green 3 syllables = blue



Even or Odd?

Directions: Cut out the numbers at the bottom of the page. Decide if they are even or odd. Paste them in the correct spot.


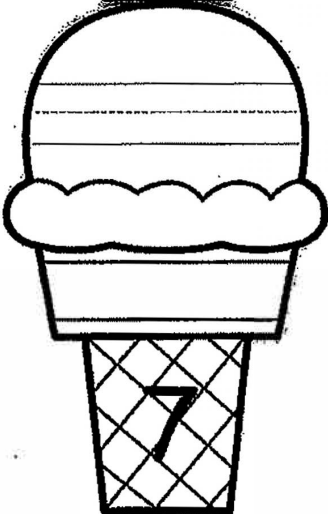
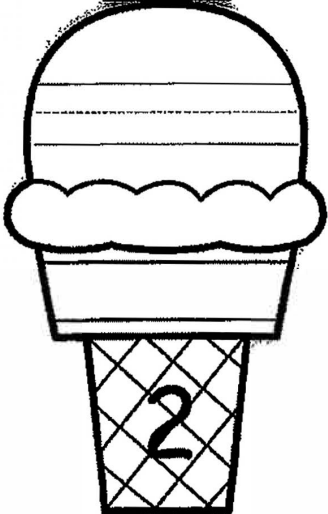
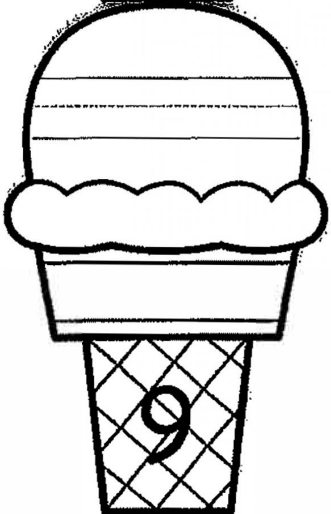
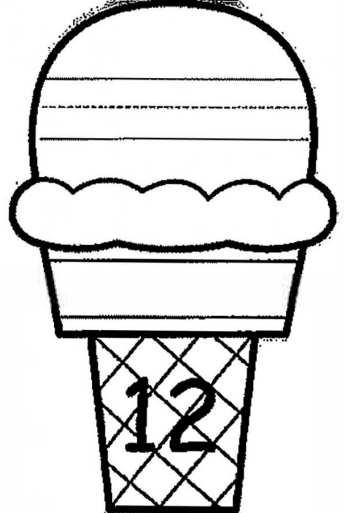

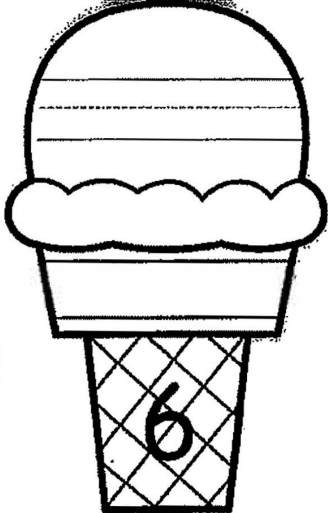
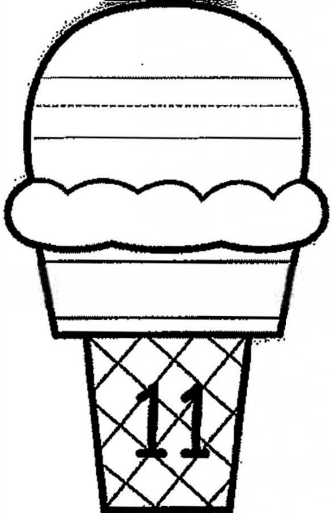
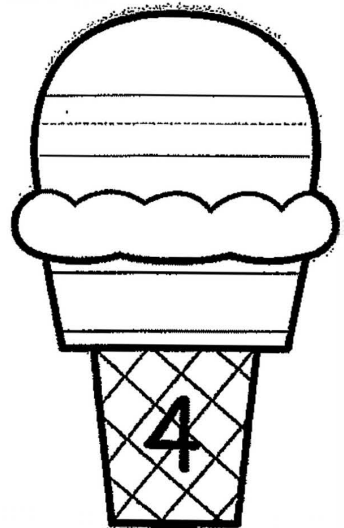
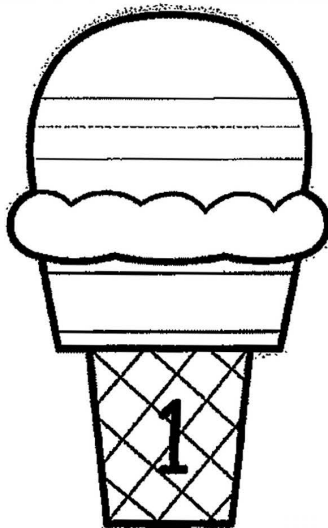
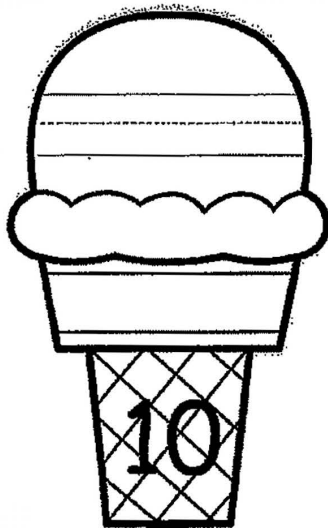
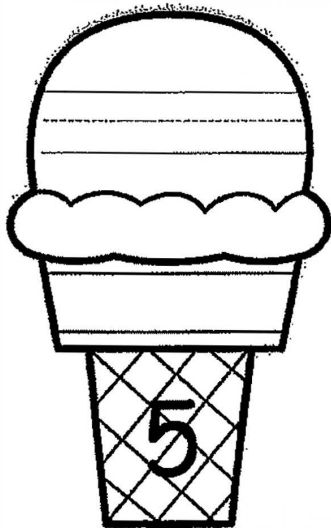


2	13	4	8	9	20	17	12	15	16
35	40	39	3	14	33	30	27	1	6

Number Scoops


Directions: Write the number word on each ice-cream cone. Use the word bank.

twelve eleven three nine two seven
one four six five eight ten



MISSING NUMBERS TO 100!

Directions: Write the missing numbers.

1	2	3								
									20	
									59	
									88	

Missing Insects

Directions: Fill in the missing numbers.



1 2

6




19

23


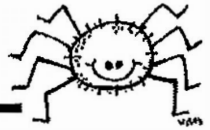


47

52



35




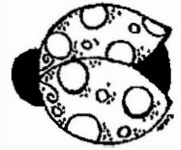
90

93



66

69



14

19



95

99



Greater than Less Than

Directions: Look at the numbers in each box. Write < or > in each circle.

$45 \bigcirc 26$

$13 \bigcirc 11$

$89 \bigcirc 92$

$69 \bigcirc 90$

$34 \bigcirc 19$


$75 \bigcirc 57$

$44 \bigcirc 39$

$19 \bigcirc 70$

$65 \bigcirc 68$

$53 \bigcirc 43$





Safari Subtraction

Directions: Subtract to find the difference.

$$\begin{array}{r} 13 \\ - 5 \\ \hline \end{array}$$

$$\begin{array}{r} 12 \\ - 3 \\ \hline \end{array}$$

$$\begin{array}{r} 14 \\ - 7 \\ \hline \end{array}$$

$$\begin{array}{r} 10 \\ - 4 \\ \hline \end{array}$$

$$\begin{array}{r} 9 \\ - 5 \\ \hline \end{array}$$

$$\begin{array}{r} 17 \\ - 7 \\ \hline \end{array}$$

$$\begin{array}{r} 11 \\ - 6 \\ \hline \end{array}$$

$$\begin{array}{r} 4 \\ - 0 \\ \hline \end{array}$$

$$\begin{array}{r} 9 \\ - 3 \\ \hline \end{array}$$


$$\begin{array}{r} 10 \\ - 5 \\ \hline \end{array}$$

$$\begin{array}{r} 20 \\ - 10 \\ \hline \end{array}$$

$$\begin{array}{r} 11 \\ - 4 \\ \hline \end{array}$$


$$\begin{array}{r} 16 \\ - 6 \\ \hline \end{array}$$

$$\begin{array}{r} 8 \\ - 4 \\ \hline \end{array}$$



Safari Addition

Directions: Add up the 3 digits to find the sum.



$$\begin{array}{r} 3 \\ 4 \\ + 1 \\ \hline \end{array}$$

$$\begin{array}{r} 6 \\ 3 \\ + 2 \\ \hline \end{array}$$

$$\begin{array}{r} 4 \\ 5 \\ + 0 \\ \hline \end{array}$$

$$\begin{array}{r} 8 \\ 2 \\ + 1 \\ \hline \end{array}$$

$$\begin{array}{r} 6 \\ 1 \\ + 3 \\ \hline \end{array}$$

$$\begin{array}{r} 5 \\ 3 \\ + 2 \\ \hline \end{array}$$

$$\begin{array}{r} 7 \\ 4 \\ + 0 \\ \hline \end{array}$$

$$\begin{array}{r} 1 \\ 9 \\ + 3 \\ \hline \end{array}$$

$$\begin{array}{r} 4 \\ 3 \\ + 6 \\ \hline \end{array}$$

$$\begin{array}{r} 5 \\ 5 \\ + 6 \\ \hline \end{array}$$

$$\begin{array}{r} 8 \\ 0 \\ + 3 \\ \hline \end{array}$$

$$\begin{array}{r} 4 \\ 4 \\ + 3 \\ \hline \end{array}$$

$$\begin{array}{r} 2 \\ 7 \\ + 1 \\ \hline \end{array}$$